


Push Bar


Doc. nr. 96907-1 Rev A 2020-10-02

Page 1 (2)

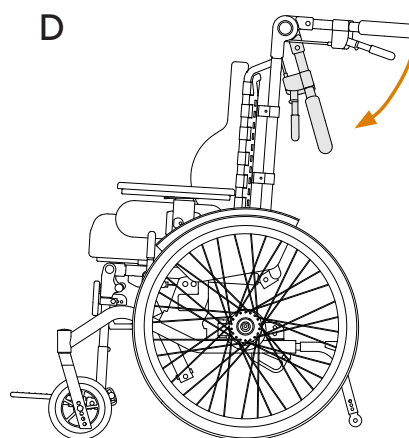

HD Motion is equipped with an angle adjustable push bar with a large range upwards and downwards (A). The push bar has soft handgrips made of wipeable latex-free material.



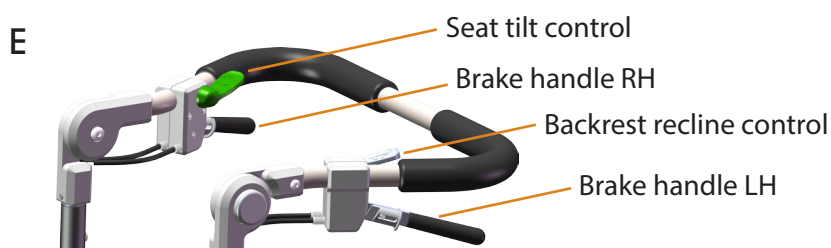
The push bar is easily adjusted using two buttons (B).



Adjustment upwards allows for the push bar height to be set to a suitable position for the height of the caregiver, and even to reach a good position if the wheelchair is to be driven in a tilted position (C). Adjustment downwards allows the caregiver to come close to the user from behind in a care situation.



Seat tilt and backrest recline controls (E) are conveniently placed on the push bar. Caregiver brake handles (E) are under the push bar. See *User Manual HD Motion*, doc. nr. 96701-1.

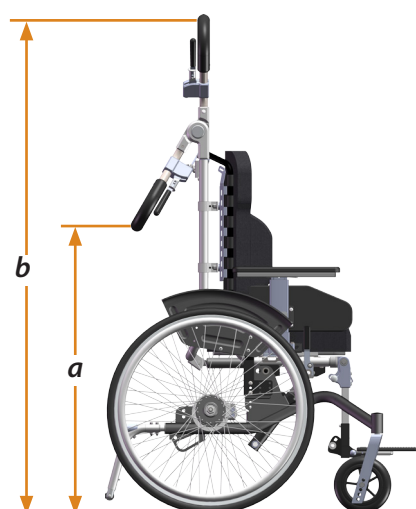


Measurements

Table 1 - Push bar height, upright wheelchair [cm]

	<i>a</i> min	<i>b</i> max
Push bar height	75*	130*

* The caregiver must never drive the wheelchair with the push bar in the minimum or maximum position. When driving the caregiver's hands must be able to comfortably grip the push bar and operate the brakes as well as the tilt and recline controls.



Keep in mind

- When adjusting the push bar up or down be careful to ensure that the wires for tilt, recline, and brakes are remain running free and are not damaged. The wires should run outside the back frame tubes.
- The caregiver must never drive the wheelchair in an uncomfortable position. The caregiver's hands must be able to comfortably grip the push bar and operate the brakes as well as the tilt and recline controls.

Article Numbers

All article numbers are included in the Ordering Guide, document number 96750-1.