HD motion Prescription Form

Doc. nr. 96750-1 Rev D 2023-09-07

Date		Order number	
Customer		Contact person	
Customer tel.		Contact person tel.	
Customer email		Contact person email	
User		Contact at HD Rehab	

This Prescription Form is used when ordering a single wheelchair (with accessories) in a particular configuration. For more info on different configurations and accessories see the Prescriber Information (doc.nr. 96715-1) and each specific Info Sheet. User manuals and assembly instructions are also available at hdrehab.com.

All wheelchairs include Wheel-, Seat-, and Back frames, Adjustable push bar, Drive wheels, Castors, Caregiver brakes, Seat plate, Tip protectors, and Transport mounts. 22" models also include User brakes and Fenders.

1. CHASSIS

Info Sheet 96914-1 *Chassis*

HD Motion 22 Manual wheelchair

Seat width (cm)	Seat depth (cm)	Grey-metallic	Orange	Green
30 (28/30/32)	K - Short (29-35,5)	☐ 34011-5	☐ 34011-3	☐ 34011-1
30 (28/30/32)	L - Long (38-44,5)	☐ 34021-5	☐ 34021-3	☐ 34021-1
34 (32/34/36)	K - Short (29-35,5)	☐ 35011-5	☐ 35011-3	☐ 35011-1
34 (32/34/36)	L - Long (38-44,5)	☐ 35021-5	☐ 35021-3	☐ 35021-1

HD Motion 16 Transport model

Seat width (cm)	Seat depth (cm)	Grey-metallic	Orange	Green
30 (28/30/32)	K - Short (29-35,5)	☐ 34051-5	☐ 34051-3	☐ 34051-1
30 (28/30/32)	L - Long (38-44,5)	☐ 34061-5	☐ 34061-3	☐ 34061-1
34 (32/34/36)	K - Short (29-35,5)	☐ 35051-5	☐ 35051-3	☐ 35051-1
34 (32/34/36)	L - Long (38-44,5)	☐ 35061-5	☐ 35061-3	☐ 35061-1

Seat width is measured between side supports of armrests. Seat depth is measured with back cushion.

2. WHEELS

Info Sheet 96904-1 *Wheels*, 96911-1 *Seat height*

Drive wheels PUR	☐ 22" black	☐ 16" black	☐ 20" grey (37518-8)
Drive wheels pneumatic	☐ 22" black (37502-8)	☐ 16" grey (37553-8)	☐ 20" grey (37518-8)

Drive wheel position ☐ Forward ☐ Mid ☐ Back

Castors ☐ 150mm PUR ☐ 125mm rubber (67361-8)

Checkboxes marked with bold lines are included in the standard configuration.

3. CAMBER, HAND RIMS, SPOKE PROTECTION (model 22)

Info Sheet 96904-1 *Wheels*

Drive wheel camber	☐ 6° camber	☐ No camber (37240-8)
Hand rims	☐ Stainless steel	☐ Soft grip (15583-8)

Checkboxes marked with bold lines are included in the standard configuration.

4. LEG RESTS

Info Sheet 96901-1 *Centre Leg Rest*, 96902-1 *Separate Leg Rests*

Leg rest alternative 1: Centre		sw30	sw34
Centre Leg Rest, angle adjustable, short	☐	34753	35753
Centre Leg Rest, angle adjustable, std	☐	34755	35755
Centre Leg Rest, angle adjustable, long	☐	34754	35754
One-piece Footrest, short	☐	34771	35771
One-piece Footrest, standard	☐	34761	35761
Foot box, standard	☐	34790	35790
Holes for straps in footrest plate	☐	35768-8	35768-8





Leg rest alternative 2: Separate		sw30	sw34
Mount - Separate Leg Rests, angle adj.	☐	34710	35710
Leg rest tube short, LH and RH	☐	34721, 34722	34721, 34722
Leg rest tube standard, LH and RH	☐	35721, 35722	35721, 35722
Leg rest tube long, LH and RH	☐	35723, 35724	35723, 35724
Separate Footrests short, LH and RH	☐	34741, 34742	35741, 35742
Separate Footrests standard, LH and RH	☐	34731, 34732	35731, 35732
Holes for straps in footrest plates	☐	35735-8	35735-8



Calf supports (all leg rests)			
Calf support LH/RH small model	☐	pcs	34781
Calf support LH/RH large model	☐	pcs	35781

Suitable combinations of leg rests with footrests.

Leg rest	Footrest	Length (cm)
Short	Short	19 - 25
Standard	Standard	23 - 35
Long	Standard	35 - 47

Length is measured from seat plate to footrest, with leg rest at 90°.

5. ARMRESTS

Info Sheet 96903-1 *Armrests*

	Height (cm)	LH	RH
Armrest Standard, standard side support	22 - 30	☐ 35401	☐ 35402
Armrest Standard, long side support	22 - 30	☐ 35465	☐ 35466
Armrest Standard, wedge support 5°	22 - 30	☐ 35461	☐ 356462
Armrest Low, standard side support	18 - 23	☐ 35403	☐ 35404
Armrest Low, long side support	18 - 23	☐ 35465-5	☐ 35466-5
Armrest Low, wedge support 5°	18 - 23	☐ 35463	☐ 35464
Armrest Angle Adjustable, standard side support	24 - 30	☐ 35409	☐ 35408
Armrest Angle Adjustable, wedge side support 5°	24 - 30	☐ 35469	☐ 35468

Armrest height is measured from seat plate.

6. BACKREST SYSTEM

Info Sheet 96905-1 *Backrest System*

	Height (cm)		sw30	sw34
Flexi-back long (L)	54 - 60	☐	34250	35250
Flexi-back short (K)	48 - 54	☐	34255	35255
Flexi-back extra short (XK)	42 - 48	☐	34258	35258
Solid back long (L)	54 - 60	☐	34265	35265
Solid back short (K)	48 - 54	☐	34260	35260
Solid back extra short (XK)	42 - 48	☐	34268	35268

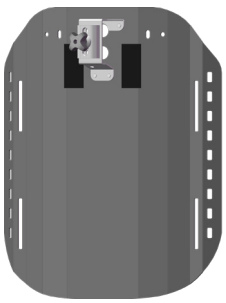

Backrest height is measured from seat plate to top of backrest system.

7. BACK CUSHION

Info Sheet 96905-1 *Backrest System*

			sw30 Long back	sw30 Short back	sw30 X-short back	sw34 Long back	sw34 Short back	sw34 X-short back
Back cushion with Wings	☐		38450	38460	38470	38550	38560	38570
Back cushion Flat	☐		38455	38465	38475	38555	38565	38575
Extra cover with Wings	☐	pcs	42571	42581	42585	42551	42561	42565
Extra cover Flat	☐	pcs	42576	42586	42587	42556	42566	42567

8. SEAT CUSHION

Info Sheet 96913-1 *Seat Cushion*

			sw30 Short	sw30 Long	sw34 Short	sw34 Long
Seat cushion standard	☐		38420	38410	38520	38510
Seat cushion incontinence protection	☐		38425	38415	38525	38515
Extra cover, seat cushion standard	☐	pcs	42541	42531	42521	42511
Extra cover, seat cushion incont. prot.	☐	pcs	42542	42532	42522	42512

9. ALTERNATE CONFIGURATIONS

Alternate configurations of HD Motion wheelchairs must be evaluated for risk. Evaluate if there is an increased risk of tipping and/or pinching for the particular user with the desired modification. If there is, make an informed decision as to whether the alternate configuration is still warranted. Inform caregivers about the risks. Read ***Risk Information****, doc. nr. 96711-1.*

Increased seat height ☐ +30 mm (39911-8) ☐ +50 mm (39912-8) See Info Sheet 96911-1 *Seat height.*

Lockable recline angle ☐ 35365-8 See Info Sheet 96916-1 *Seat tilt and Back recline.*

Fixed recline angle ☐ 37761-8 Recline angle on delivery (90° - 105° possible) ☐
See Info Sheet 96916-1 *Seat tilt and Back recline.*

Back spacers 20 mm ☐ 39792-5 Reduces seat depth by 20 mm. See Info Sheet 96914-1 *Chassis.*

User brakes for model 16 ☐ 37110-8

ACCESSORIES

10. HEADREST

Info Sheet 96906-1 *Headrest*

Headrest, large, with side brackets	☐	39101
Headrest, large, w/o side brackets	☐	39102
Headrest, small, with side brackets	☐	39105
Headrest, small, w/o side brackets	☐	39106
Side support	☐ pcs	39151

11. THORACIC SUPPORT

Info Sheet 96910-1 *Thoracic Support*

		Wide position	Narrow position
Straight 80, Fixed		☐ pcs 39301	☐ pcs 39302
Straight 80, Swing	LH	☐ 39305	☐ 39307
	RH	☐ 39306	☐ 39308
Form 60, Fixed		☐ pcs 39325	☐ pcs 39326
Form 60, Swing	LH	☐ 39321	☐ 39323
	RH	☐ 39322	☐ 39324
Form 80, Fixed		☐ pcs 39303	☐ pcs 39304
Form 80, Swing	LH	☐ 39341	☐ 39343
	RH	☐ 39342	☐ 39344
Adjustable 80, Swing	LH	☐ 39317	
	RH	☐ 39318	
Thoracic support mount		☐ pcs 39351-5	

12. POMMELS

Info Sheet 96909-1 *Pommels*

Knee divider Small	☐	39615
Knee divider Large	☐	39612
Leg divider	☐	39602
Pommel mount	☐	39620-1



13. TRAY TABLE

Info Sheet 96908-1 *Tray Table*

		sw30	sw34
Tray table Plastic	☐	39541	39551
Tray table Wood	☐	39545	39555
Support table	☐	39563	39561
Table mounts, pair	☐	39510-1	



14. BELT & BELT MOUNTS, HARNESS MOUNTS

Info Sheet 96912-1 *Positioning belt*, 96920-1 *Harness mounts*

Positioning belt, 2-point, XS	☐	13548
Positioning belt, 2-point, M	☐	13545
Positioning belt, 4-point, XS	☐	13549
Positioning belt, 4-point, M	☐	13546
Belt mounting kit	☐	39710
Chest harness mounting kit	☐	39750-1

15. SPOKE PROTECTION & WHEEL COVERS

Info Sheet 96904-1 *Wheels*

Spoke protection for HD Motion 22, pair	☐	22″ - 15473 20″ - 15472



Wheel covers for HD Motion 16, pair	☐	15680

16. CANOPY

Info Sheet 96916-1 *Canopy*

Canopy	☐	39852
Back piece for canopy	☐	39859
Canopy mount with locking	☐	sw30 - 39854-1 sw34 - 39855-1



15. SIDE PADDING

Info Sheet 96914-1 *Chassis*

		Armrest Std / Angle adjust.	Armrest Low
Side pads 1cm, pair	☐	39680	39685



17. BAG HOOKS

Info Sheet 96915-1 *Bag hooks*

Bag hooks (pair)	☐	13610-5

18. TIP PEDALS

		model 22	model 16
Tip pedals (pair)	☐	35592	35593



19. IV POLE

Info Sheet 96918-1 *IV pole*

IV pole	☐	69760
IV pole mount LH	☐	69755-1
IV pole mount RH	☐	69755-2

20. OXYGEN TANK HOLDER

Info Sheet 96917-1 *Oxygen tank holder*

Oxygen tank holder 2 liter	☐	56925

21. NOTES

Mail to info@hdrehab.se