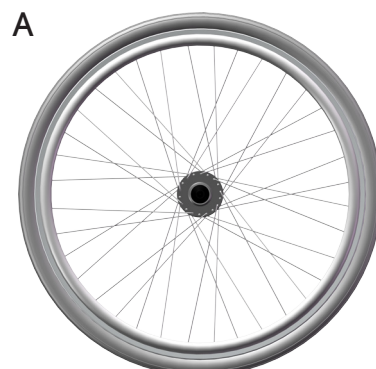


Drive wheels 24"

HD Balance 24 has 24" drive wheels as standard, with quick-release to the wheel mount (A). The 24-model is for users who can fully or partially drive the wheelchair themselves. This model rolls over obstacles such as thresholds somewhat easier.

Alternately the wheelchair can be equipped with 20" drive wheels, primarily to lower the seat height. This is combined with re-positioning the castors in the castor forks, or switching to smaller castors.



Wheel characteristics

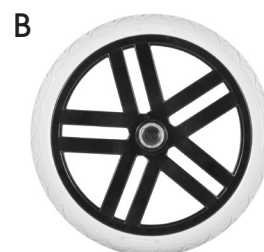
Standard wheels are equipped with pump- and puncture-free PUR (polyurethane) tires, measuring 24" x 1-3/8". PUR is a lightweight material with good durability and shock absorption. The 20" tires are of the same material, measuring 20" x 1-3/8". A narrower PUR tire is also available, width 1".

Wheel alternatives

As alternatives to PUR, wheels with Flexel and pneumatic tires are available. Flexel is a solid rubber tube inside a normal rubber tire. This makes the wheel roll easier than a PUR tire when a heavy user is seated in the wheelchair. Flexel wheels are somewhat harder and heavier than PUR wheels. Flexel tires are pump- and puncture-free. Pneumatic tires roll easily and give good shock absorption, but require maintenance to maintain correct inflation.

Transit wheels 16"

HD Balance 16 has 16" drive wheels as standard, with quick-release to the wheel mount (B). The 16-model is for users who do not drive themselves. This model makes it possible for caregivers to come closer to the user in care situations. Sliding in and out of the wheelchair to the side, e.g. from bed to wheelchair, is also easier with a smaller drive wheel.



Wheel characteristics


Standard wheels are equipped with pump- and puncture-free PUR (polyurethane) tires, measuring 16" x 1-3/4". PUR is a lightweight material with good durability and shock absorption.

Wheel alternatives

The 16" wheel can also be equipped with Flexel and pneumatic tires. For characteristics of these tires, see above under Drive wheels 24".

Table 1 - Drive wheel alternatives

	a - HD Balance 24	a - HD Balance 16
PUR Standard	1-3/8"	1-3/4"
PUR small	1"	-
Flexel	1"	1-3/4"
Pneumatic	1"	1-3/4"



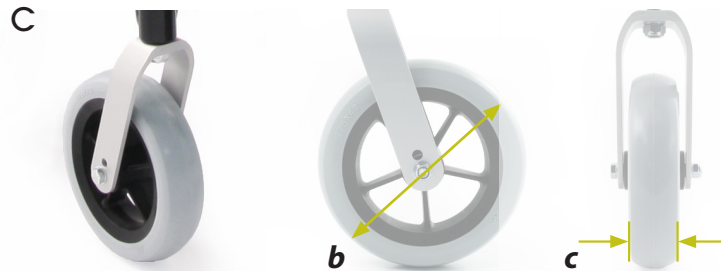
Castors

Both HD Balance 24 and HD Balance 16 are equipped with 175 x 43 mm castors (C) as standard. The tread material of these is PUR. The wheelchair can alternatively be equipped with narrower castors, 175 x 28 mm or 200 x 28 mm. These have treads made of rubber. There is also a castor with Flexel tread at 200 x 50 mm. Castors with diameter of 200 can interfere with the leg rest when at 90 degrees. All castors are pump- and puncture-free.

The current castor fork has 3 mounting holes, while an older version had 2 holes. The 3-hole version is used when lowering the seat height and keeping the standard castors. See Info sheet Seat Height, doc.nr. 95943-1.

Table 2 - Castor alternatives [mm]

b x c	Material
175 x 43	PUR
175 x 28	Gummi
200 x 28	Gummi
200 x 50	Flexel



Hand rims

Hand rims for HD Balance 24 are available in different materials. Aluminium (D), which has low weight, comes as standard on HD Balance 24 if no other option is selected. If a more scratch-resistant material is needed stainless steel can be selected (E). For better grip a plastic-coated soft grip option is available (F).

D



E



F



Outer dimensions

Hand rims must not be removed as this would weaken the wheel construction. A somewhat smaller outer dimension can instead be achieved for each model as follows:

HD Balance 24

Hand rims are moved inwards, closer to the wheel, with an adapter kit. This method achieves the same outer dimension between the drive wheels as taking off the hand rims, and the distance across the castors becomes the widest point. The wheelchair can further be narrowed by changing the castor axle pins to a shorter variant. See table below.

Note! With the hand rims moved inward the user cannot use the hand rims to drive the wheelchair.

HD Balance 16


A somewhat smaller outer dimension can be achieved by changing to shorter axle pins.

For information on outer dimension see the document Measurements table, doc.nr. 95719-1.

Spoke protection and Wheel covers

Spoke protection is available for 24" and 20" drive wheels (G). The gap between the hub and the spoke protection is approximately 25 mm (H). There is also a small opening at each attachment point.

For 16" drive wheels, wheel covers (I) are available to cover the upper half of the wheel.



Keep in mind:

- Pneumatic wheels often roll well but this quality is lost if the wheel is not optimally inflated.
- With a change to 20" wheels (which are mounted in the rear position) it is also required to change to 16" wheel brakes in order for the brake to reach the wheel.
- Hand rims must not be removed as they contribute to the strength of the wheel.

Article numbers

All article numbers are found in the Prescription Form, doc.nr. 95750-1.