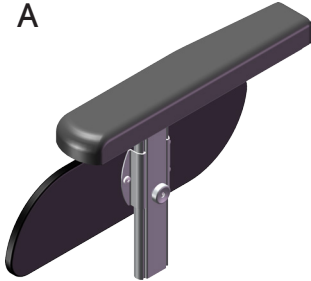
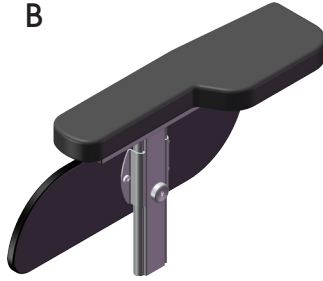


Three types of armrest are available: Standard armrest (A), Wide armrest (B), and Hemiplegia armrest (C). All three are also available in low versions.


A



B



C



### Standard armrest

The standard armrest consists of an arm support and a side support. The height is adjustable (10 settings) and the depth is adjustable (7 settings). Both height and depth are adjusted without tools. A graded scale is included for the height setting.

### Wide armrest

The wide armrest consists of an arm support and a side support. The armrest pad is wider at the back and is softer than the standard armrest. The wide armrest is adjusted in the same way as the standard.

Both the standard and the wide armrests are available in low versions (D) and (E).

Wedge side supports cannot be used with low armrests.

### Hemiplegia armrest

The hemiplegia armrest (F) comes in left- and right-hand versions and consists of a padded arm support and a side support. It can be adjusted in height, depth, and laterally, and can be rotated towards the user. All adjustments are made without tools. The arm support is rounded at the rear and is fitted with coaming that runs partway along the length. The hemiplegia armrest comes in high and low models.

The hemiplegia armrest is recommended for use with HD Balance 16. The smaller wheels make it easier for the caregiver to access the adjustments for angle and depth. When using a hemiplegia armrest with HD Balance 24 there can be conflicts in some cases between the wheel and the armrest mount. The least favourable position is when the armrest is low and far back, and the wheelchair is tilted.

D



E



F



## Side support with post

A Side support with post (G), where the arm support is removed, can be used for active users who drive the wheelchair themselves. Using these side supports allows more freedom of movement and makes it easier for the user to get a good grip on the hand rims and put more strength into driving the wheelchair. It can be advantageous to complement with Standard armrests and switch to them when more arm support is desired.

In some cases the Side support with post can be useful when the wheelchair is fitted with a moulded seat and the armrests are not used.

## Armrest lock

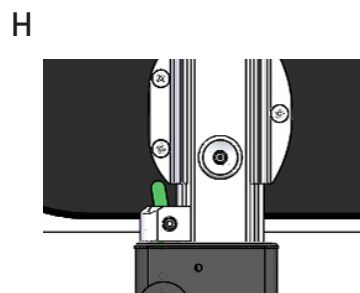
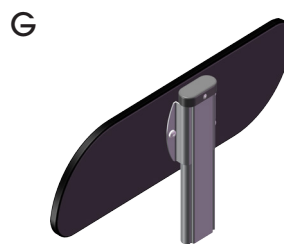
The armrest lock (H) is used to securely lock the arm rest in the seat frame. The armrest is easily unlocked and removed by pressing a small lever by the armrest mount.

## Wedge side support

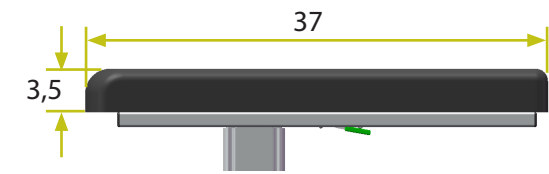
The armrests can optionally be fitted with wedge side supports (I). With outwardly rotated hip joints these supports help hold the user's femurs parallel. Pressure is distributed along the thigh and risk for point pressure on the knee is reduced. Wedge side supports are somewhat longer than standard side supports and are offered in two versions, 4° and 7°. Wedge side supports cannot be combined with low armrests or extra side padding.

## Armrest coaming

The Standard and Wide armrests can be fitted with coaming (I). A wider coaming is used for Wide armrests. Coaming can be used to prevent the user's arm from slipping backwards or sideways off the arm support, for example in a backward tilted position.



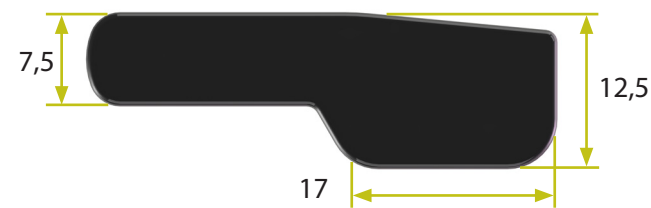
### Measurements - Standard and Low armrests



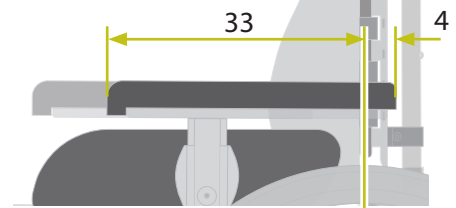
Standard armrest



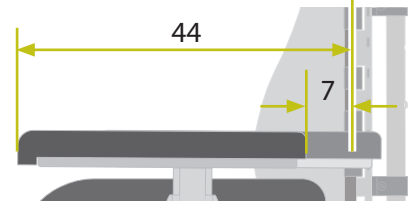
Wide armrest



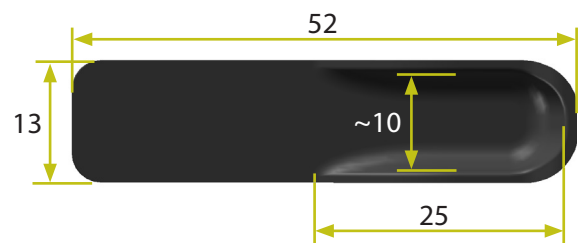
Rear position



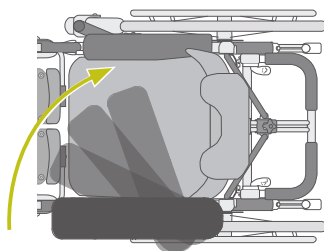
Front position



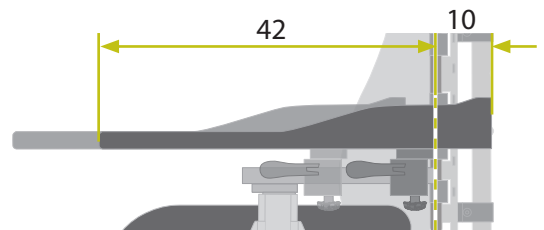
### Measurements - Hemiplegia armrest



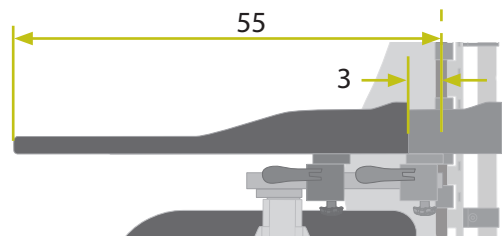
Unrestricted angular adjustment



Rear position



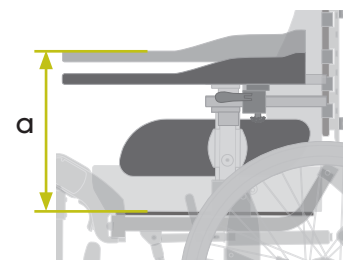
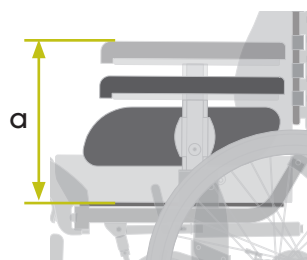
Front position



### Height - All armrests

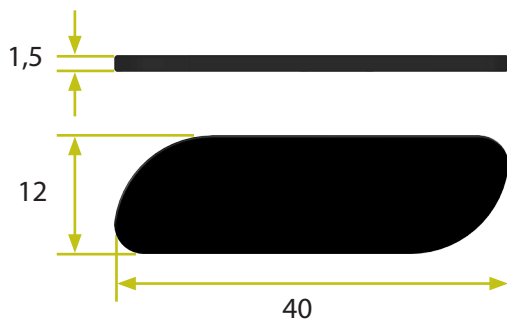
Table 1 - Armrest height *a* [cm]

Model	Lowest	Highest
Standard	25,5	34,5
Low	19,5	25,5
Hemiplegia high	29,5	38,5
Hemiplegia low	23,5	29,5

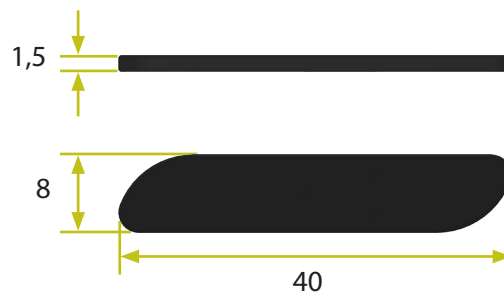


### Measurements - Side supports

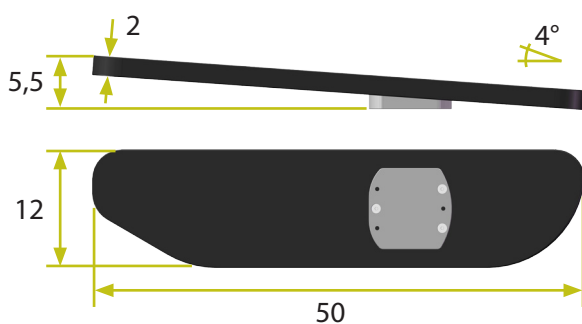
Side Support Standard



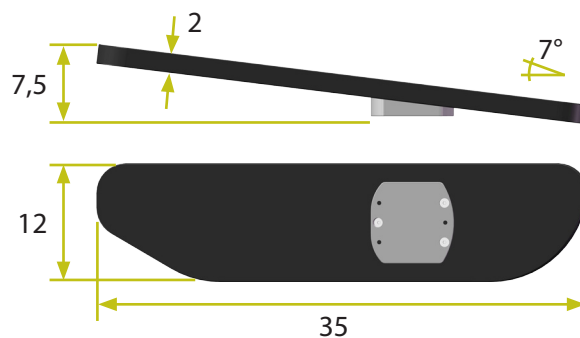
Side Support Low



Wedge Side Support 4°



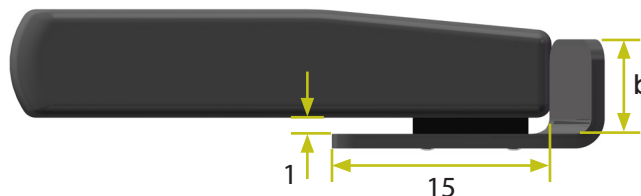
Wedge Side Support 7°



### Measurements - Coaming

Table 3 - Coaming sizes [cm]

Model	Height	b
Standard	6	6,5
Wide	6	11,5



### Keep in mind

- With use of hemiplegia armrest there is some pinching risk between the moving parts of the armrest. Pay particular attention to the user's arms and hands when adjusting the armrest position.
- To facilitate adjusting the hemiplegia armrest to the desired position it is recommended that the locking lever and knob are adjusted individually, rather than both at the same time.
- The overall width of the wheelchair is not increased with use of the Wide armrests.
- Armrest coaming can be used for users who lean to the side. A risk assessment considering pressure, shoulder dislocation, and so on must be done for each individual case.
- The depth adjustment of the table may be somewhat reduced if the wheelchair is equipped with Wide armrest and/or Armrest coaming.
- Wide armrests in combination with armrest coaming can increase the total width of the wheelchair slightly.
- Hemiplegia armrest can increase the overall width of the wheelchair depending on adjustments.

### Article numbers

All article numbers are found in the Prescription Form, art.nr. 95750-1.