





PRESCRIPTION FORM, CHASSI 16 & 24

Date: Order number:
 Customer: Telephone:
 Tested by: Telephone:
 Tested for: Contact at HD Rehab:

- The prescription form is used when ordering only one wheelchair in a particular configuration and perhaps with accessories.
- All parts that are used in the standard configuration of the HD Balance are marked with a bold lined tickbox (). This alternative will automatically be delivered on your wheelchar if no other choice is made.
- For further information on different configurations and accessories, see the prescription information (art.no. 95715-1) and each specific info sheet. If more detailed information is desired, user manuals/assembly instructions are to be found on our website.


1. CHASSIS

INFO SHEET: ART.NO. 95920-1

		Seat width	Art. no.
	Chassi 24 SELF PROPELLED VERSION	38	60230-6
		42	60330-6
		46	60430-6
		50	60530-6
	Chassi 24 SELF PROPELLED VERSION EXTENDED SEAT FRAME +5 CM	38	60235-6
		42	60335-6
		46	60435-6
		50	60535-6
	Chassi 16 TRANSIT VERSION	38	60270-6
		42	60370-6
		46	60470-6
	Chassi 16 TRANSIT VERSION EXTENDED SEAT FRAME +5 CM	50	60570-6
		38	60275-6
		42	60375-6
		46	60475-6
		50	60575-6

2. WHEELS & CASTORS

INFO SHEET: ART.NO. 95938-1

	HD Balance 24	Art. no.	HD Balance 16	Art. no.
PUR (Polyurethan) rear wheels SOLID WHEELS WITH ALU RIMS		67505-1		67551-1
Flexel rear wheels SOLID WHEELS WITH ALU RIMS		67506-1		67552-1
Pneumatic rear wheels WITH ALU RIMS		67507-1		67553-1
 Spoke protection for 24"-wheel ORDER ASSEMBLY BELOW IF WANTED		___ pcs	15471	
	Mounting of spoke protection		15475-8	
Front castors 175x43 mm		67331		67331
Front castors 175x28 mm		67336		67336

Front castors 200x28 mm CONFLICT WITH FOOTREST IN 90° POSITION	67337	67337
Front castors Flexel 200x50 mm	67338	67338
Front castors 125x27 mm with extended fork	67318	67318
Castor pin narrow REDUCES THE TOTAL WIDTH (IN COMBINATION WITH NARROWLY POSITIONED HAND RIMS). SEE INFO SHEET WHEELS, ART. NO. 95938-1	69991-1	69991-1

3. HAND RIMS

INFO SHEET: ART.NO. 95938-1

HD
Balance 24 Art. no.

Aluminium	15491
Stainless steel	15492
Soft grip	15493
Narrow positioned hand rims REDUCES THE TOTAL WIDTH, NOT POSSIBLE FOR USER TO DRIVE	15499-8

4. PUSH BAR / SEPARATE OPERATING HANDLES

INFO SHEET: ART.NO. 95939-1

Left Art. no. Right Art. no.



Side unit, standard
WITH BRAKES

62330-1 62330-2

Side unit, extended +12 cm
WITH BRAKES

62330-5 62330-6

Longer brake-, seat tilt- and back recline wires required, included with purchase of wheelchair.



Side unit, angle adjustable
WITH BRAKES

62392-1 62392-2



Push bar, standard

Seat width	
38	62341-1
42	63341-1
46	64341-1
50	65341-1



Push bar, extended depth
+8 CM

38	62342-1
42	63342-1
46	64342-1
50	65342-1



Push bar, extended & bended
NOT IN COMBINATION WITH EXTENDED
SIDE UNIT OR ANGLE ADJUSTABLE SIDE
UNIT





38	62343-1
42	63343-1
46	64343-1
50	65343-1



Separate operating handles
NOT IN COMBINATION WITH ANGLE
ADJUSTABLE SIDE UNIT
(NOT DEPENDENT OF SEAT WIDTH)



10295

5. LEGRESTS

INFO SHEET: ART.NO. 95933-1	Left	Right	Seat width	Art no Left	Art no Right
	Angle adjustable legrest STANDARD LENGTH			62725	62720
	Angle adjustable legrest SHORT			62721	62722
	Angle adjustable legrest LONG			62723	62724
	Disengage mechanism - legrest ONE SIDE ADJUSTMENT OF LEGREST ANGLE FOR ONE PIECE FOOTREST/ / ONE PIECE CALF SUPPORT / FOOTBOX			62733-5	On demand
	Amputee legrest ANGLE ADJUSTABLE INCLUDING CALF SUPPORT		38	62771	62772
			42	63771	63772
			46	64771	64772
			50	65771	65772
	Fixed angle legrest, 90° STANDARD LENGTH			63758-1	63758-2
	Fixed angle legrest, 90° LONG			63758-3	63758-4
	Fixed angle legrest, 90° SHORT			63758-5	63758-6
	Fixed angle legrest, 105° STANDARD LENGTH			63759-1	63759-2
	Fixed angle legrest, 105° LONG			63759-3	63759-4
	Fixed angle legrest, 105° SHORT			63759-5	63759-6

Without legrest










6. CALF SUPPORTS

INFO SHEET: CALF SUPPORTS FOR HD BALANCE, ART. NR. 95934-1	Left	Right	Seat width	Art no Left	Art no Right
	Calf support, standard SEPARATE		38	62801	62802
			42	63801	63802
			46	64801	64802
			50	65801	65802
	Calf support +30mm SEPARATE		38	62803	62804
	EXTRA DEEP +30MM		42	63803	63804
			46	64803	64804
			50	65803	65804
	Calf support +50mm SEPARATE		38	62805	62806
	EXTRA DEEP +50MM		42	63805	63806
			46	64805	64806
			50	65805	65806
	Calf support, one piece		38	62811	
	ORDER UNLOCK MECHANISM FOR LEGREST SEPARATELY IF WANTED		42	63811	
			46	64811	
			50	65811	

	Calf support, one piece	38	62812
	EXTRA DEEP +30MM	42	63812
	ORDER UNLOCK MECHANISM FOR LEGREST SEPARATELY IF WANTED	46	64812
		50	65812
	Calf panel	38-42	63891
	TWO SIZES: SW38-42 AND SW 46-50. ORDER MOUNTS SEPARATELY	46-50	65891
	Calf strap		63892
	ONE SIZE FOR ALL SEAT WIDTHS ORDER MOUNTS SEPARATELY		
	Mounts Calf panel/strap		63895
	COMPLETE SET WITH 2 PCS.		

Without calf supports**7. FOOTRESTS**

INFO SHEET: ART.NO. 95935-1

	Left	Right	Seat width	Art no Left	Art no Right
			38	62909	62908
	Footrest separate		42	63909	63908
	STANDARD LENGTH		46	64909	64908
			50	65909	65908
			38	62903	62904
	Footrest separate		42	63903	63904
	SHORT		46	64903	64904
	FOR USE WITH SHORT LEGRESTS		50	65903	65904
			38	62951	
	Footrest, one piece		42	63951	
	STANDARD LENGTH		46	64951	
	ORDER UNLOCK MECHANISM FOR LEGREST SEPARATELY IF WANTED		50	65951	
			38	62953	
	Footrest, one piece		42	63953	
	SHORT		46	64953	
	FOR USE WITH SHORT LEGRESTS ORDER UNLOCK MECHANISM FOR LEGREST SEPARATELY IF WANTED		50	65953	
			38	62981	
	Footbox		42	63981	
	STANDARD LENGTH		46	64981	
	ORDER UNLOCK MECHANISM FOR LEGREST SEPARATELY IF WANTED		50	65981	
			38	62982	
	Footbox		42	63982	
	SHORT		46	64982	
	FOR USE WITH SHORT LEGRESTS ORDER UNLOCK MECHANISM FOR LEGREST SEPARATELY IF WANTED		50	65982	
	Footrest side support			65987	65986
	FOR USE WITH FOOTREST STANDARD LENGTH				
	Mounting of footrest side support			65987-8	
	Heel strap			62995-1	
	KIT WITH 2 PCS., FOR SEPARATE FOOTRESTS ONE MODEL FOR ALL SEAT WIDTHS				
	Mounting of heel strap			62995-8	
	Footplate pads, separate		38-42	62991-1	
	KIT WITH 2 PCS., FOR SEPARATE FOOTRESTS		46-50	64991-1	













Footplate pad, one piece
FOR ONE PIECE FOOTREST OR FOOTBOX

38	62993-1
42	63993-1
46	64993-1
52	65993-1

Without footrest

8. ARMRESTS

INFO SHEET: ART.NO. 95936-1

	Left	Right	Art no Left	Art no Right
	Armrest standard INCLUDING PADDED SIDE SUPPORTS		62401	62402
	Armrest wide INCLUDING PADDED SIDE SUPPORTS		63401	63402
	Armrest, low height INCLUDING PADDED SIDE SUPPORTS		62405	62406
	Armrest wide, low height INCLUDING PADDED SIDE SUPPORTS		63405	63406
	Side Support standard with Post WITHOUT ARM PAD		62451-1	62451-2
	Coaming for armrest		62471	62472
	Coaming for armrest wide FOR USE WITH ARMREST WIDE		63471	63472
	Mounting of coaming for armrest		62471-8	
	Hemiplegia armsrest, high		63491	63492
	Hemiplegia armrest, low		63493	63494
	Lock for armrest, pair LOCKS THE ARMRESTS TO THE SEATFRAME		62459	
	Mounting of locks for armrest		62459-8	

Without armrest

SPECIAL DESIGN

A HD Balance with special design must be risk evaluated.

Evaluate if there is an increased risk of tipping and/or clinching for the particular user with the desired modification. If so, decide whether the special design is legitimate anyway or not.

Inform everyone involved about the risks!


9. BALANCING

INFO SHEET: ART.NO. 95942-1

	Art no	
Forward mounted seat unit CENTER OF GRAVITY MOVED FORWARD	67056-8	SEE DOCUMENT 95758-1, 95759-1 & Risk information doc. 95707-1
Back mounted seat unit CENTER OF GRAVITY MOVED BACKWARDS	67057-8	
Rear positioned driving wheel MOVED 5 CM BACKWARD FROM THE STANDARD POSITION	67551-8	

10. SEAT HEIGHT

INFO SHEET: ART.NO. 95943-1

	Art no	
Increased seat height, +5 cm	67052-8	SEE DOCUMENT 95758-1, 95759-1 & Risk information doc. 95707-1
Lowered seat height, -3 cm	67053-8	
	PUR	67515-2
20" Wheels on HD Balance 24 LOWERS SEAT HEIGHT WITH ABOUT 4 CM.	Flexel	67516-2
	Pneumatic	67517-2
125x27 Castors on HD Balance 24 CAN ONLY BE USED IN COMBINATION WITH 20" WHEELS ON WHEELCHAIR	PUR	67315
 Spoke protection for 20"-wheel	___ pcs	15472
Mounting of spoke protection		15475-8

11. SEAT TILT / BACK RECLINE

INFO SHEET: ART.NO. 95944-1

	Art no	
<i>HD BALANCE HAS 0-20° SEAT TILT AND 90-120° BACK RECLINE IN STANDARD CONFIGURATION.</i>		
Seat tilt -5° - 20° ALLOWS 5° TILT FORWARD.	67820-8	See Risk information doc. 95707-1
Increased seat tilt, 0° - 30° NOTE THAT WHEELS SHOULD BE IN REAR POSITION!	67823-8	See Risk information doc. 95707-1
Increased seat tilt, -5° - 30° ALLOWS 5° TILT FORWARD. NOTE THAT WHEELS SHOULD BE IN REAR POSITION!	67824-8	See Risk information doc. 95707-1
Fixed back angle THE FIXED ANGLE IS ADJUSTABLE WITHIN 90°-105° CONTROL AND GAS SPRING FOR REASSEMBLY IS NOT INCLUDED		STANDARD ON CHASSI _____ degrees when delivered (90-105 possible) Delivered with 95° if no selection is made
Adjustable back recline GAS SPRING 90° - 120°	67701-8	

12. DESIGN FOR EXTRA DURABILITY

INFO SHEET: ART.NO. 95946-1

Chock absorbing back
AVAILABLE BOTH TO ADJUSTABLE BACK AND FIXED BACK ANGLE

13. BRAKES, SPECIAL ALTERNATIVES

INFO SHEET: ART.NO. 95947-1

User brakes for HD Balance 16	67130-1
User brakes with extended lever FITS HD BALANCE 24	67115-5

14. ACCESSORIES, SPECIAL ALTERNATIVES

Head- / Neckrest bar, extended +10 cm SEE INFO SHEET HEADREST / NECKREST ART.NO. 95932-1	12780-1
---	---------










ACCESSORIES

15. HEAD- / NECKREST

INFO SHEET: ART.NO. 95932-1

	Grey Trevira	Black Trevira	Dartex	Art no Grey	Art no Black	Art no Dartex
--	-----------------	------------------	--------	-------------	--------------	------------------










THERE IS A POSSIBILITY TO CHOOSE HEAD- AND NECKRESTS WITH SPECIAL DESIGN.
SEE SECTION SPECIAL DESIGN - ACCESSORIES, SPECIAL ALTERNATIVES.

	Headrest, Basic				69108-1	69108-3	69108-2
	Headrest, Side ADJUSTABLE SIDEWISE				69101-1	69101-3	69101-2
	Headrest, Side + WITH 2 STAND SLEEVES FOR SIDE SUPPORTS SIDE SUPPORTS ARE ORDERED SEPARATELY				69104-1	69104-3	69104-2
	Side support for headrest, Vario ADJUSTABLE ANGLE	___	___	___ pcs	69182-1	69182-3	69182-2
	Side support for headrest, Fix FIXED ANGLE	___	___	___ pcs	69181-1	69181-3	69181-2
	Headrest cover, TO PUT OVER EXISTING COVER BLACK TREVIRA			___ pcs	49911		
	Neckrest, Side ADJUSTABLE SIDEWISE				69111-1	69111-3	69111-2
	Neckrest, Side + WITH 2 STAND SLEEVES FOR SIDE SUPPORTS				69114-1	69114-3	69114-2
	Side support for neckrest ADJUSTABLE ANGLE	___	___	___ pcs	69191-1	69191-3	69191-2
	Extra cover for headrest Basic	___	___	___ pcs	49922	49952	49924

Extra cover for headrest Side	___	___	___	pcs	49921	49951	49923
Extra cover for neckrest Side	___	___	___	pcs	49926	49953	49927
Extra cover for side support FOR HEADREST AND NECKREST	___	___	___	pcs	49931	49941	49932

16. TABLE TRAYS





INFO SHEET: ART.NO. 95930-1

		Quantity	Art no
	Table tray, Polycarbonate Smoke WITHOUT PADDING ORDER MOUNTS SEPARATELY!	38	69521
		___ pcs	42 69531
			46 69541
			50 69551
	Table tray, Polycarbonate Smoke WITH PADDING ORDER MOUNTS SEPARATELY!	38	69522
		___ pcs	42 69532
			46 69542
			50 69552
	Table tray, Wood (Oak) WITHOUT PADDING ORDER MOUNTS SEPARATELY!	38	69525
		___ pcs	42 69535
			46 69545
			50 69555
	Table tray, Wood (Oak) WITH PADDING ORDER MOUNTS SEPARATELY!	38	69526
		___ pcs	42 69536
			46 69546
			50 69556
	Supporting table PADDED ORDER MOUNTS SEPARATELY!	38-42	69592
		___ pcs	46-52 69594
	Mug tray (Oak) ORDER SPECIAL MOUNT SEPARATELY!	Left ___ pcs	69581
		Right ___ pcs	69582
	Table mounts SET WITH 2 PIECES, INCL. SCREWS & NUTS	___ pcs	69515-1
	Table mounts, with lock SET WITH 2 PIECES, INCL. SCREWS & NUTS	___ pcs	69515-5
	Mug tray mount, with lock INCL. SCREWS & NUTS	Left ___ pcs	69585-1
		Right ___ pcs	69585-2
	Mounting of table mounts on wheelchair		69515-8

17. OTHER ACCESSORIES

INFO SHEET: ART.NO. 95950-1

	Antal	Art nr
--	-------	--------

	Profile stop HELP TO MOUNT HEAD/NECK/THORACIC SUPPORTS IN CORRECT POSITION	___ pcs	12799		
	Bag hook	___ pcs	13605		
	Mounting of bag hook on wheelchair		13605-8		
	IV Pole	___ pcs	69760		
	Mount for IV Pole	LEFT	___ pcs	69750-1	See Risk information doc. 95707-1
		RIGHT	___ pcs	69750-2	
	Mounting of IV Pole mounts on wheelchair		69750-8		
	Oxygen tank holder HD 2 litre	___ pcs	56905	See Risk information doc. 95707-1	
	Mount for Oxygen tank holder HD		56904-8		

Comments