



Footrests for HD Balance

There are three types of footrest: Separate footrests (A), One piece footrest (B), and Foot box (C).



Adjustments

The foot rest is raised and lowered incrementally with snap locks (D). The foot rest angle is adjusted with the included tool (E). These settings are available with all three footrest varieties.



Separate footrests

Separate footrests are included as standard for HD Balance, if no other selection is made. They also are used when there is a need for separate settings of leg rest angle and/or footrest height. The footrests consist of a foot plate (F) and a foot plate holder (G). Note that the foot plates come in two sizes, one for seat widths of 38 and 42, and another for seat widths of 46 and 50. The foot plates are laterally adjusted to suit the respective seat widths (H). The foot plate depth can be adjusted by mounting to three positions: standard, front, and back position (I).




One piece footrest

The one piece footrest is an alternative if the user has need of a whole support area under the feet. It can be folded backwards and upwards, to facilitate getting into and out of the wheelchair. The one piece footrest consists of a whole foot plate (J) and foot plate holders (K).



Foot box

The foot box is used for users who need protection due to involuntary foot and leg movements. The foot box consists of a whole foot plate (L), foot plate holders (M), side padding (N) and one-piece calf support (O). The calf support and side padding are covered with wipe-able soft vinyl material.



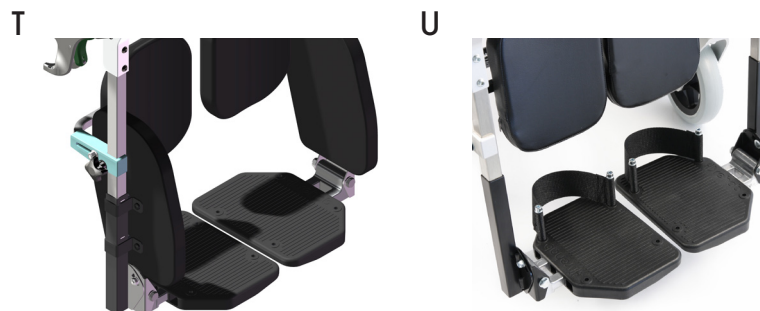
Foot plate holders

All footrests come with standard (P) or short (Q) foot plate holders. For users who need a shorter leg rest a short upper leg rest (R) is used in combination with a short footrest (Q). For users who need a longer leg rest a long upper leg rest (S) is used in combination with a standard footrest (P). These combinations also apply to foot boxes and one piece footrests.



Footrest accessories

Footrest sides (T) are mounted on separate foot plate holders and are used for users who, for example, need protection from involuntary foot and leg movements. Footrest sides can be used instead of a foot box when the user has need of different footrest lengths or angles.



Heel straps (U) are available for Separate footrests, in models for each footrest width. Heel straps are used to hold the feet in position on the foot plates.

For users who sit in the wheelchair without shoes, soft padding is available for Separate footrests (V), and for One piece footrest and Foot box (W).



Measurements

Table 1 - Foot plate holder dimensions [cm]

Model	Length	Number of adjustment holes	Spacing between adjustment holes
Standard	20	8	2
Short	12	5	2

Note: For functional length, i.e. seat plate to foot rest, see leg rest info sheet, art.nr. 95933-1.

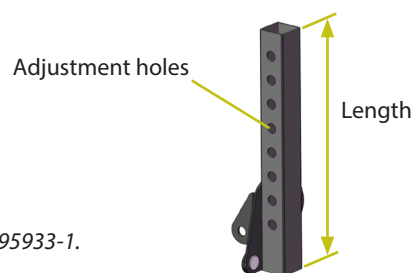


Table 2 - Foot plate dimensions [cm]

Model	Sb 38 Width / Depth	Sb 42 Width / Depth	Sb 46 Width / Depth	Sb 50 Width / Depth
Separate footrests	16 / 21	16 / 21	19,5 / 21	19,5 / 21
One piece footrest	35 / 22	39 / 22	43 / 22	47 / 22
Foot box	35 / 22	39 / 22	43 / 22	47 / 22

Table 3 - Foot rest angle

Model	Angle
Separate footrests	20°
One piece footrest	20°
Foot box footrest	20°

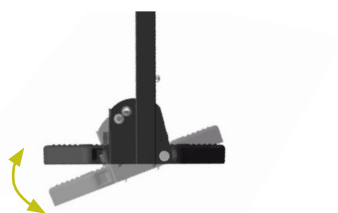
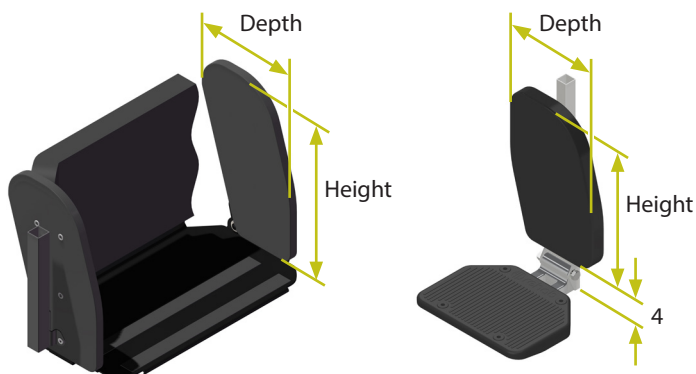


Table 4 - Side padding / Footrest side dim. [cm]

Model	Height	Depth
Foot box, Standard	28	18
Foot box, Short	28	18
Footrest side	24,5	16,5



Keep in mind

- One piece footrest in combination with one piece calf support increases leg rest stability and durability, and should be specified for users with, for example, increased muscle tonus or spasticity. Use fixed angle leg rests for maximum durability.

Article numbers

All article numbers are found in the Prescription Form, art.no. 95750-1.